

BRITISH BRONZE AGE POTTERY

The Museum of Archaeology and Anthropology has examples of pottery from all over the world. Here we are going to look at some that have been found in Britain from a time we call the Bronze Age, 2500 - 800 BC.

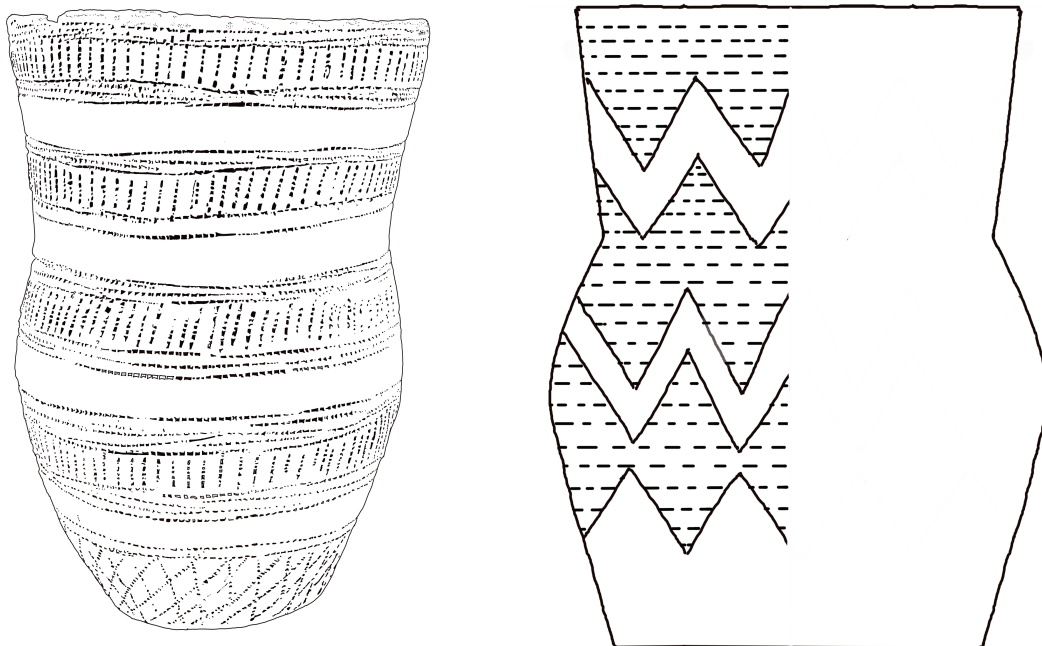
Did you know that.....

...people started making pottery around 8000 years ago?

...archaeologists love to find pottery when excavating a site. It helps them work out when people were living there because they know when different types of pottery was being made and used.

Beakers

Beakers first appeared in Britain around 4400 years ago. They are often beautifully decorated with complex patterns. Although we cannot be sure what they were used for, some archaeologists think they may have held special drinks. Around this time, people were often buried with a Beaker. It is also the first time people began using metal tools made from copper. This Beaker was found in Cambridgeshire. Look how carefully it has been decorated, it must have taken a long time. What could they have used to make these patterns?



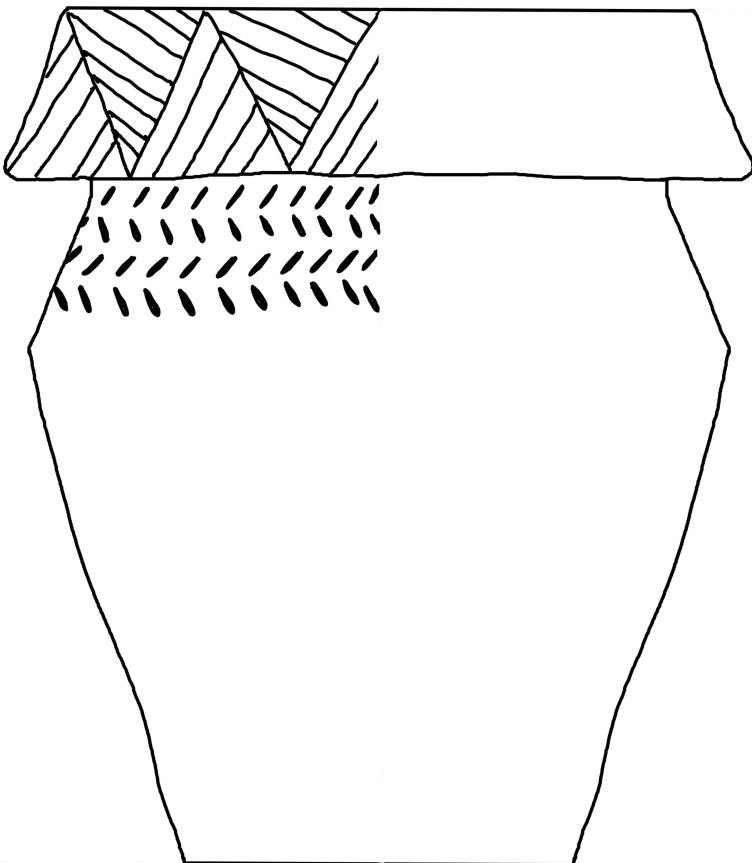
The decoration on this Beaker has not been finished. Can you complete it?

Collared Urns

People living in Britain began making Collared Urns around 4200 years ago. The one below was found in Cambridgeshire. They used them for cooking and storing food. They were also used to hold the ashes of someone who had died and been cremated. They come in a range of different sizes from small to very large and were often decorated using sharpened sticks or by pressing twisted cord into the soft clay.

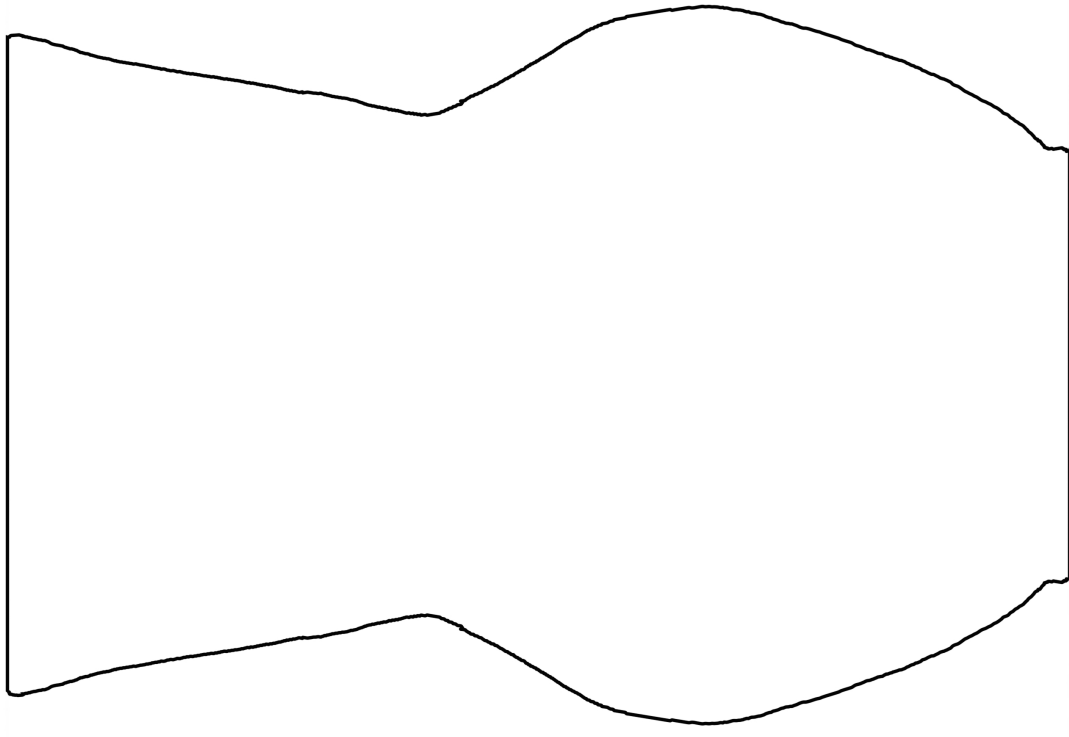
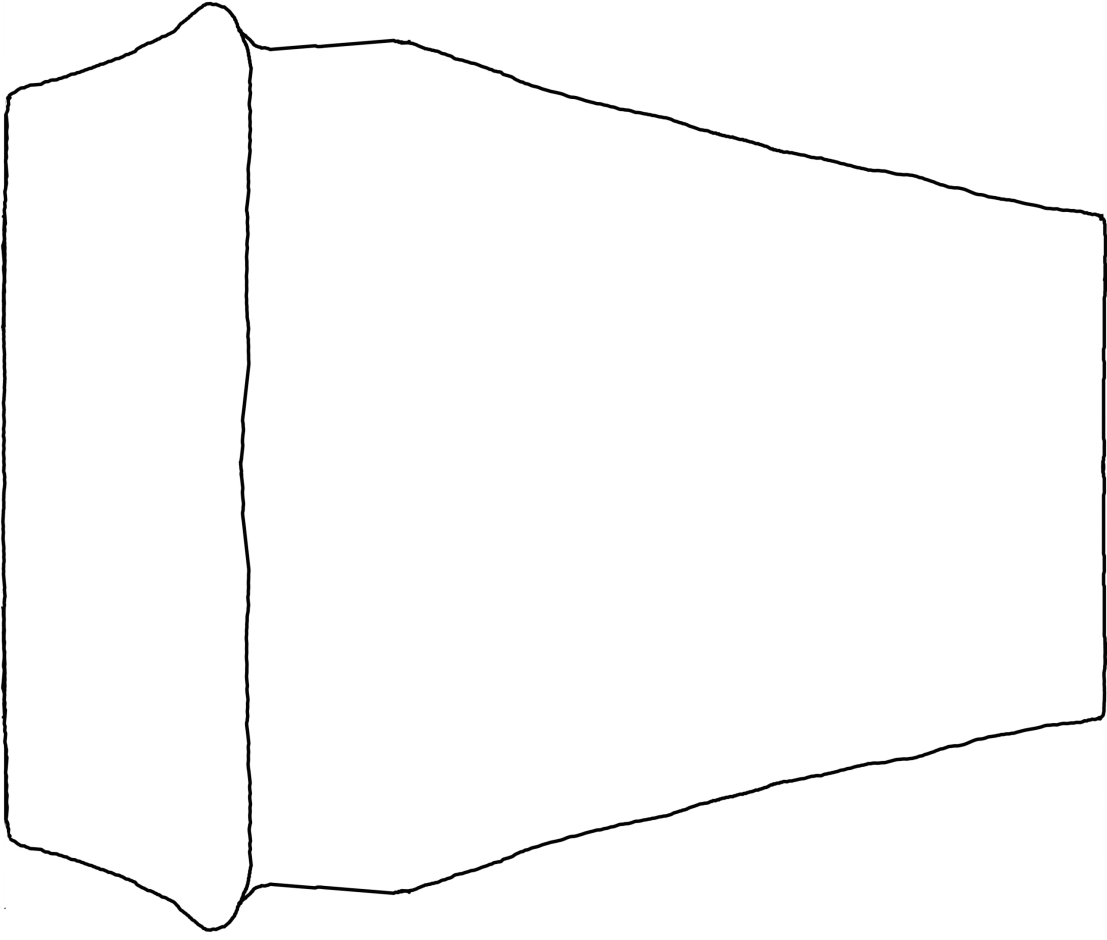
Why do you think archaeologists called them Collared Urns?

The decoration on this one was made using twisted cord, which is similar to string.



Can you complete the decoration on this Collared Urn?

Look carefully at the repeating patterns.

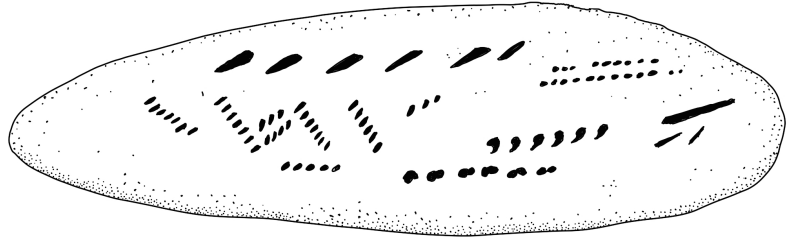


Design your own prehistoric decoration

Making activity

Role out some plasticine or play-dough*. Use sticks, the quill of feathers, chicken bones (check with an adult first) and string to create prehistoric decoration. How many patterns can you make? What else can you find to make marks?

Prehistoric pottery designs



You could also use these tools to draw with. Dip them in ink or paint and see what kind of marks you can make. The string can also be dipped in paint and pressed onto the paper.

* Look on-line for how to make play dough with flour, salt, water and vegetable oil. It's quick, easy and lots of fun!

Word Search

A	P	C	O	R	L	F	S	F	B	D
C	O	L	L	A	R	E	D	U	R	N
O	T	A	R	N	H	A	C	O	O	P
O	B	Y	E	S	O	T	C	J	N	A
K	I	N	A	V	W	H	O	W	Z	T
I	Z	B	E	A	K	E	R	T	E	T
N	A	E	D	W	X	R	V	O	A	E
G	L	A	B	D	U	E	W	O	G	R
L	T	O	O	L	S	O	L	A	E	N
O	B	O	N	P	O	T	T	E	R	Y
R	F	I	E	F	E	A	F	O	O	E

CLAY
FEATHER
POT
ASHES
TOOLS
BONE
CORD
BEAKER
FOOD
POTTERY
COLLARED URN
PATTERN
BRONZE AGE
COOKING

Can you find all the hidden words?